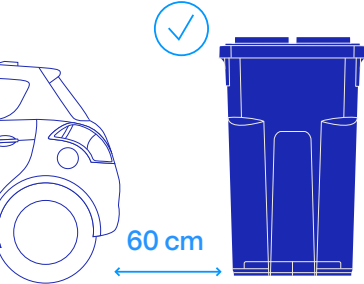
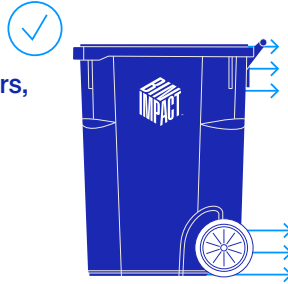





How to use your bin properly




- 1 Place the bin 60 cm from cars, other bins, fire hydrants, etc.



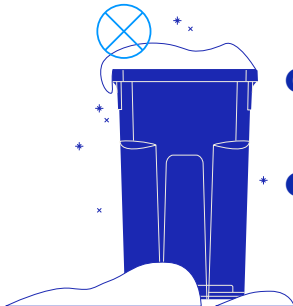
- 2 Position the bin with the wheels and handles facing the residence.



- 3 Leave the bin lid closed.
- 4 Do not overfill the bin.



- 5 Do not place objects on the bin lid.



- 6 Clear any snow accumulated on the lid.
- 7 Snow or no snow, place the bin so that it is visible and accessible to the operator.

YOUR LOGO HERE

YOUR BIN HASN'T BEEN PICKED UP?
YOUR BIN IS DAMAGED?
CONTACT US AT XXX-XXX-XXXX

FOR MORE INFORMATION ON
CURBSIDE RECYCLING, VISIT
BINIMPACT.CA